



1

CREATE AN ACCOUNT

Download the Mindbody app and create an account if you haven't already. You will be sent a confirmation email to finalize registration.

2

SEARCH FOR RICHMOND BALLET

Type in "Richmond Ballet" in the "Search for Anything" bar.

3

FIND YOUR CLASS

Choose the date and time of your preferred class on the "view schedule" tab. Click on the class to see class descriptions or click "book" to skip to checkout.

4

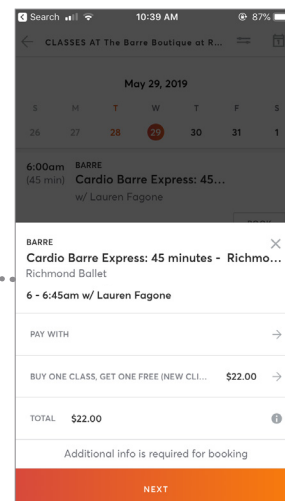
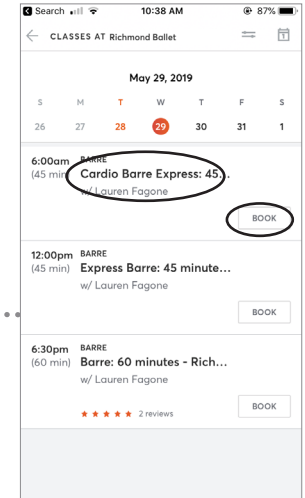
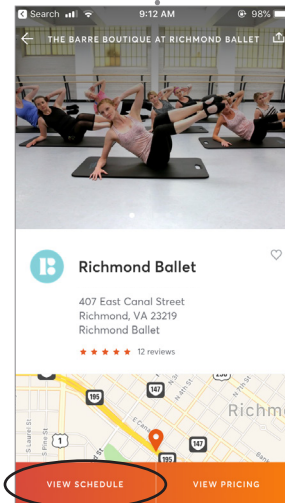
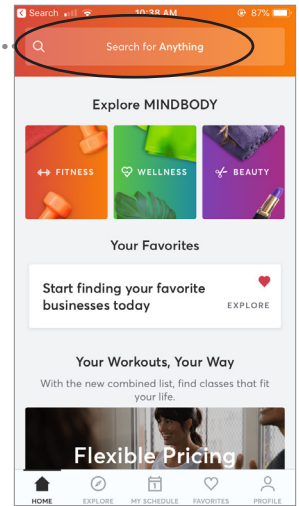
PAY AND CONFIRM

Fill in the payment fields and check if there will be a promotion offer used. Click "next" to complete order.

5

SEE YOU AT THE STUDIO!

No matter whether it is your 5th or 50th time, we look forward to seeing you at the Richmond Ballet studios.



FOR MORE
INFORMATION VISIT:

RICHMONDBALLET.COM/ADULT